



Science Check-up!

TEXAS

English/Spanish Edition

Teacher's Guide

BIOLOGY



INTERACTIVE LEARNING ONLINE



Science Check-up

Texas

Biology

Teacher's Guide

English/Spanish Edition

STEM-Smart

Science Check-up Team

Authors

James A. Shymansky
B.S. Physics Education, M.S. Physics, Ph.D. Science Education

John A. Dunkhase, B.S. Geology, Ph.D. Geochemistry

Kevin E. Koepnick
B.S. General Science, M.S. Science Education

Matthew J. Harding
B.A. Physics Education, M.A. Science Education

John Craven
B.S. Education, B.S. Animal Science, M.S. Geology, Ph.D. Science Education

Production

Senior Editor
Julie Shymansky

Technical Editor
Brock Shymansky

Photography/Videography
Teresa Shymansky

Design Editor
Malachi Rocca

Art Design
Kimberlee Rocca

Programming Director
Raina Conde

Copyright © Interactive Learning Online, LLC, Publisher 2023

All rights reserved. No part of this publication may be reproduced or transmitted in any form or by any means, electronic or mechanical, including photocopy, recording or any information storage or retrieval system without permission in writing from the publisher.

Interactive Learning Online, LLC. 2598 Quincy Road, NE, Solon, IA 52333. USA

REVIEWERS

Len Annetta, Taft Distinguished Professor of Science Education, East Carolina University
Craig Berg, Professor of Science Education, University of Wisconsin-Milwaukee
Paul Burrage, Elementary Teacher, Palm Beach County, Florida
Jenn Chidsey, Managing Director of Learning and Impact, Austin Texas
Charlene Czerniak, Professor of Science Education, University of Toledo
Pradeep Dass, Professor of Science Education, Northern Arizona University
Carmen Fies, Associate Professor of Science Education, University of Texas-San Antonio
Maureen Funk, Science Consultant, Princeton, Missouri
Tracy Hogan, Associate Professor of Science Education, Adelphi University
Andrew Miller, Curriculum Coordinator, Normandy Schools Collaborative, Missouri
Eric Olson, Associate Professor of Science Education, State University of New York-Oswego
Joanne Olson, Professor of Science Education, Texas A&M University
Regina Peter, Director, Newmark Schools, Scotch Plains, New Jersey
Nancy Romance, Professor of Science Education, Florida Atlantic University
Jan Rutt, Elementary/Middle School Teacher, Columbus Junction, Iowa
Tom Salinsky, Elementary Science Coordinator, Palm Beach County, Florida
Sherry Southerland, Professor of Science Education, Florida State University
John Tillotson, Associate Professor of Science Education, Syracuse University
Pete Veronesi, Professor of Science Education, State University of New York-Brockport

Science Check-up: Texas

Biology

About Science Check-up

**Science Check-up: Texas Biology* is an online supplement that focuses on the big ideas outlined in the *Texas Essential Knowledge and Skills* (TEKS) that students encounter in their high school curriculum. It is designed to help students better understand the science content learned and to prepare for the *State of Texas Assessment of Academic Readiness* (STAAR) Biology test.

*Questions in the reviews feature immediate feedback for students, opportunities to *go back* and answer questions until they get them right, and a report, “*How did I do?*”

*Teachers can generate single unit and all-unit tests on key science content and see tables of analytics and pie charts of responses on all questions in the reviews and tests to facilitate further instruction as needed.

*Teachers have total control of student access to *Science Check-up* reviews. Individually assigned usernames and passwords allow students to access only those reviews enabled by the teacher. Teachers can select reviews by simply highlighting and clicking on the reviews listed in the settings on their teacher *dashboard* for each science unit.

Dual languages

**Science Check-up* can be read in English or Spanish with a simple click of the *EN/SP* language buttons in the tool bar. Second language learners can use a built-in translation function to see and hear all text in both Spanish and English, enhancing both their science content knowledge and their language skills.

How to use *Science Check-up*

*Teachers have total control of student access to *Science Check-up* and what science content students get to review. Individually assigned usernames and passwords allow students to access only those reviews enabled by the teacher. Teachers do this by simply highlighting and clicking on reviews listed in the table of contents for each science unit on their teacher *dashboard*. Any kind of smartboard can be used to demonstrate access and operation of *Science Check-up* as a whole class activity, but the real power of *Science Check-up* is to have students work on the reviews and practice items individually or in teams, in class or out of class, to maximize the benefit of its interactivity and immediate feedback. The table on the following page shows the alignment of the TEKS and suggested *Science Check-up* reviews.

Science Check-up works!!

Analyses of pilot study scores of 2,000 students using *Science Check-Up* showed an average gain of 22% in the number of students classified as proficient or advanced on their state science test!

Science Check-up/ TEKS Biology Alignment

Cell Structure and Function	Suggested Reviews
<p>The student will demonstrate an understanding of that cells are the basic unit of structure and function of living things. (B.4, B.10)</p>	<p>Review 1: How do cells work? Review 2: What do cells do? Review 3: What makes a cell a cell? Review 4: What’s up with organ systems? Review 5: How do organ systems work? Review 6: Building bodies Review 7: Special cell functions</p>
Mechanisms of Genetics	Suggested Reviews
<p>The student will demonstrate an understanding of the mechanisms of genetics. (B.6)</p>	<p>Review 1: DNA transmits information Review 2: How mutations happen</p>
Biological Evolution and Classification	Suggested Reviews
<p>The student will demonstrate an understanding of the theory of biological evolution and the hierarchical classification of organisms (B.7, B.8, B.11, B.12)</p>	<p>Review 1: What’s up with this evolution stuff? Review 2: Selection happens Review 3: Understanding evolution Review 4: How does evolution work? Review 5: Advantages and disadvantages? Review 6: What makes living things unique? Review 7: What are adaptations? Review 8: Endless adaptations</p>
Biological Processes and Systems	Suggested Reviews
<p>The student will demonstrate an understanding of metabolic processes, energy conversions, and interactions of systems in organisms. (B.9, B.10, B.12)</p>	<p>Review 1: Life starts with the Sun Review 2: Living things depend on plants Review 3: How energy flows in living things</p>
Interdependence within Environmental Systems	Suggested Reviews
<p>The student will demonstrate an understanding of the interdependence and interactions that occur within an environmental system and their significance. (B.11, B.12)</p>	<p>Review 1: How humans fit into natural systems Review 2: Humans using natural resources</p>

Using Science Check-up: The Teacher Dashboard

Getting Started

Step 1. Login at <http://stem-smart.com/tx-bio/login.php> and enter the temporary username and password assigned to you. Any browser will work, but Google Chrome works best.

Step 2. After logging in, your temporary username and password will take you to your “Let’s Get Started” page. On this page you may change your username and password if you wish. Be sure to write your username and password where you can find it.

Let's Get Started
Welcome to Stem-Smart! This page will help you in updating and setting up your account.

Step 1: Your Account

Update Account
Enter a new password if you would like. DO NOT enter a new password if you want your password to stay the same.

Username: AidenSkiles
Password: Leave blank or enter new |

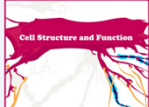
About You
Please enter your first name, last name and gender.

First name: Aiden
Last name: Skiles

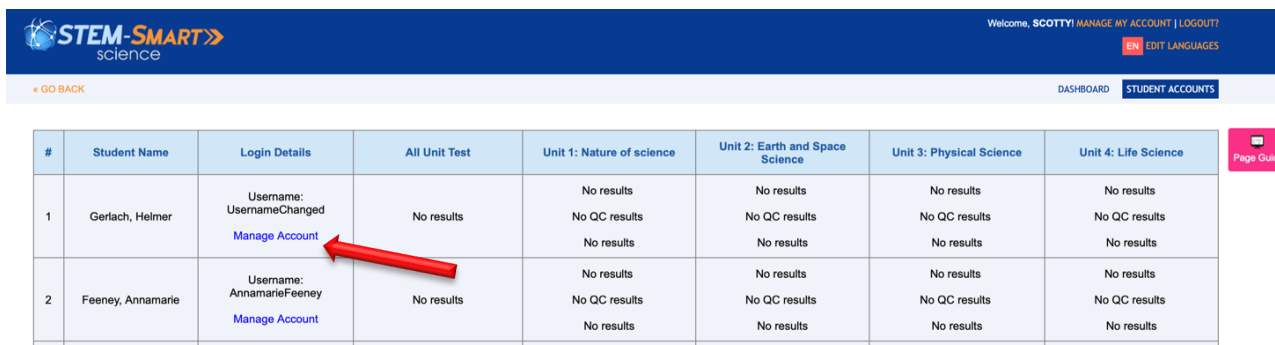
Step 3. The “next” button will take you to your *teacher dashboard* where you can control everything. Students can only see and do the units and reviews that you have “enabled” and see and take unit test and all-unit tests AFTER you have “enabled” (opened and closed) them as well. You may make changes in things enabled at any time, but students must be logged-out and log back in to see the changes you’ve made.

Step 4. You can access all student accounts by clicking the **Student Accounts** tab in the toolbar at the upper right of your teacher dashboard. The following screen shot shows list of students assigned.

Teacher Dashboard

SECTIONS	ACTIONS
ALL UNIT TEST	View All Unit Test
UNIT 1: CELL STRUCTURE AND FUNCTION 	View Unit View Unit Results Generate Unit Test 1 Generate Unit Test 2
Settings	

Step 5. When students log in for the first time, they will be asked to update their name, username and password, but that’s all optional. Clicking on **Manage Account** allows you to reset student usernames and passwords to be those assigned by the school or in case a student forgets his or her username and password.



#	Student Name	Login Details	All Unit Test	Unit 1: Nature of science	Unit 2: Earth and Space Science	Unit 3: Physical Science	Unit 4: Life Science
1	Gerlach, Helmer	Username: UsernameChanged Manage Account	No results	No results No QC results No results	No results No QC results No results	No results No QC results No results	No results No QC results No results
2	Feeney, Annamarie	Username: AnnamarieFeeney Manage Account	No results	No results No QC results No results	No results No QC results No results	No results No QC results No results	No results No QC results No results

Step 6: *Science Check-up* can be read in English and Spanish. The **Edit Language** link on home page tool bar allows you to select the text language for the reviews. If both languages are enabled, students can toggle between English and Spanish by clicking the EN or SP button at the top right of their screen. You may also choose to enable only one of the languages as well.



Language Settings

Enable	Languages	Default
<input checked="" type="checkbox"/>	English	<input checked="" type="radio"/> Set as default
<input type="checkbox"/>	Spanish	<input type="radio"/> Set as default

Deciding what students will see

On the home page you can open and close any or all of the *Science Check-up* units, open and close any or all of the reviews within a unit, generate individual unit and/or all-unit tests, and view student responses to the *Quick Checks* in the reviews and to the tests that you’ve generated.

A. Selecting a unit and enabling or disabling reviews in a unit

Step 1: Click the **Settings** button under one or more of the units. Below is what you will see for Unit 1 when the settings link is clicked. The sample screen that follows shows that four of the seven reviews have been enabled and will be open for student access. The default for all reviews in all units is “Disable All.”

Teacher Dashboard

SECTIONS	ACTIONS
ALL UNIT TEST	View All Unit Test
UNIT 1: CELL STRUCTURE AND FUNCTION  Settings	View Unit View Unit Results Generate Unit Test 1 Generate Unit Test 2

UNIT 1: Cell Structure and Function

[Enable All](#) [Disable All](#)

REVIEW	
How do cells work?	Review Enabled
What do cells do?	Review Disabled
What makes a cell a cell?	Review Enabled
What's up with organ systems?	Review Disabled
How do organ systems work?	Review Enabled
Building bodies	Review Disabled
Special Cell Functions	Review Enabled

B. Generating All-Unit Tests


Step 1: Clicking on the **View All-Unit Test** allows you to create multiple tests of randomly selected items from the test item pools for each unit.

Teacher Dashboard

SECTIONS	ACTIONS
ALL UNIT TEST	View All Unit Test
UNIT 1: CELL STRUCTURE AND FUNCTION  Settings	View Unit View Unit Results Generate Unit Test 1 Generate Unit Test 2

(Step 4 continued): Clicking on the item number heading (e.g., “Q#4”), shows a copy of the test item and correct response and generates a pie chart showing the distribution of students’ responses to the item.

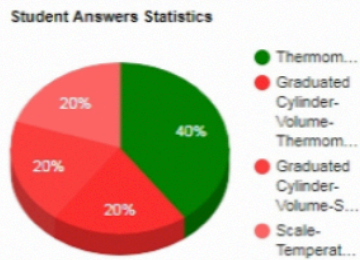
Question A. Match each scientific instrument to its name and the properties that we use to measure them by selecting an item in the drop down lists.



Scientific Instruments: Thermometer, Scale, Graduated Cylinder

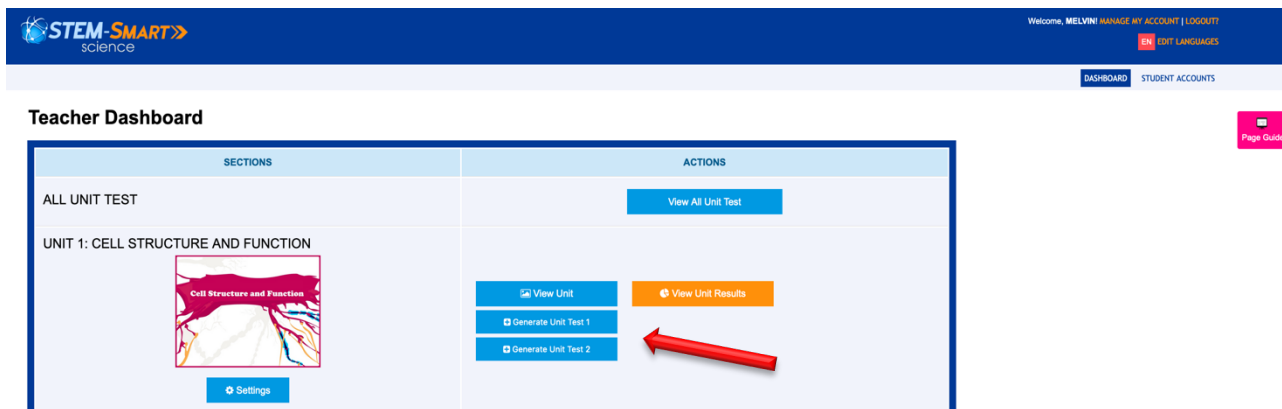
Properties: Temperature, Weight, Volume

Correct Answer: THERMOMETER-TEMPERATURE-SCALE-WEIGHT-GRADUATED CYLINDER-VOLUME



C. Managing the Units

Step 1: Clicking on the **Generate Unit Test** tabs on your dashboard allows you to create up to **two** tests of randomly selected items for that unit. As with the all-unit test, you will be asked to select the number of items.



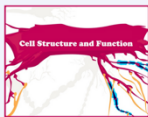
STEM-SMART science

Welcome, MELVIN [MANAGE MY ACCOUNT](#) | [LOGOUT](#)

[EN](#) [EDIT LANGUAGES](#)

[DASHBOARD](#) [STUDENT ACCOUNTS](#)

Teacher Dashboard

SECTIONS	ACTIONS
ALL UNIT TEST	View All Unit Test
UNIT 1: CELL STRUCTURE AND FUNCTION	View Unit View Unit Results
	Generate Unit Test 1 Generate Unit Test 2
Settings	

Step 2: After creating a unit test, you have the option to view the unit itself, view the unit tests, view the unit test results, and enable (or disable) the tests.

Step 3: After students have finished a unit and it has been disabled (closed), clicking on **View Unit Results**, takes you to **Student Unit Results** screen that are the same as the “all unit” tests (See Section B.4 above).

***Full text translation:** Students can toggle at any time between English and Spanish by clicking on the “Select Language” tab. A sample translation is shown below.

Volver al tablero de instrumentos
Seleccione el idioma


Examen 1: La ciencia es sistemática

Probablemente alguna vez usted haya escuchado sobre algo llamado "el método científico". A menudo se piensa que el método científico es un conjunto de pasos que se siguen en un orden específico. Pero los científicos no siempre siguen una serie específica de pasos. Es mejor pensar en el método científico como la forma en que los científicos planifican y piensan cuando intentan aprender cosas y resolver problemas, es lo que significa ser científico.

*Specific text audio and translation: If a student wants to see or hear a translation of only a single word, sentence or section of Spanish text, the "Google Translate" plugin needs to be added to their browser at:

<https://chrome.google.com/webstore/detail/google-translate/aapbdbdomjkkjkaonfhkkikfgjllcleb?hl=en>

After it has been added a Google Translate icon will appear in the toolbar.



Step 1: The translation can be done by highlighting a word, a sentence or a section of text on the Spanish screen. Then find and click on the Google Translate icon near the highlighted word or sentence(s). A sample Google Translate is shown below.

Volver al tablero de instrumentos
Seleccione el idioma

Examen 1: La ciencia es sistemática

Probablemente alguna vez usted haya escuchado sobre algo llamado "el método científico". A menudo se piensa que el método científico es un conjunto de pasos que se siguen en un orden específico. Pero los científicos no siempre siguen una serie específica de pasos. Es mejor pensar en el método científico como la forma en que los científicos planifican y piensan cuando intentan aprender cosas y resolver problemas, es lo que significa ser científico.

Step 2: Clicking on the translation icon will produce a box that contains the word or sentence(s) in English and Spanish. Clicking on the "speaker" icons in the box will produce audios of both translations.

Volver al tablero de instrumentos
Seleccione el idioma

Examen 1: La ciencia es sistemática

Probablemente alguna vez usted haya escuchado sobre algo llamado "el método científico". A menudo se piensa que el método científico es un conjunto de pasos que se siguen en un orden específico. Pero los científicos no siempre siguen una serie específica de pasos. Es mejor pensar en el método científico como la forma en que los científicos planifican y piensan cuando intentan aprender cosas y resolver problemas, es lo que significa ser científico.

Spanish

Probablemente alguna vez usted haya escuchado sobre algo llamado "el método científico".

ENGLISH

You've probably ever heard of something called "the scientific method."